



YOUR **Port.**  
YOUR **Partner.**  
YOUR **Solution.**



YOUR **Port.**  
 YOUR **Partner.**  
 YOUR **Solution.**

**Located on Budd Inlet at the head of Puget Sound, the Port of Olympia**

is the southernmost port on the Sound—offering direct access to I-5, rail, and nearby airports. This prime location positions us perfectly to serve the Puget Sound region and Columbia River Basin, while connecting efficiently to local, regional, and international markets.

Our 66-acre marine terminal features three deepwater berths, a 76,000 sq ft warehouse, and a full-service cargo yard—making it an ideal hub for all your breakbulk and specialty cargo needs. Whether you’re moving wind components, heavy equipment, agriculture products, or forest products, our experienced team and productive workforce ensure smooth, efficient operations every step of the way—with expertise and care.

At the Port of Olympia, we’re not just a port—we’re your partner. As solution providers, we offer a tailored approach to your product and operational needs. Bring your ideas, and we’ll make it happen. From initial planning to final delivery, we work collaboratively with you to create custom logistics solutions that meet your unique goals.

Port of Olympia—your port for smart, flexible, and customer-focused cargo solutions.

Succeed with us. Choose Olympia.



**Certified Green: Advancing Maritime Sustainability**

**Why Shipping Matters for a Greener Tomorrow**

When it comes to freight transport, shipping is the most environmentally efficient mode. Compared to trucking and air freight, maritime shipping produces significantly lower greenhouse gas emissions per ton-mile. By leveraging Olympia’s strategically located marine terminal, businesses can reduce their carbon footprint while maintaining access to global and domestic markets.

**Leading the Way in Sustainable Maritime Operations**

At the Port of Olympia sustainable growth is more than a goal- it’s our responsibility. From reducing emissions to safeguarding our waterfront ecosystem, we are actively shaping a greener future for trade, our community, and the Puget Sound region.

We’re proud to be one of the first 40 ports globally—and the fourth in the Pacific Northwest region—to join the Green Marine environmental certification program, a distinction that underscores our deep commitment to sustainability, innovation, and community stewardship.



Green Marine is a voluntary, third-party environmental certification program tailored to the marine industry. It challenges participating ports to set yearly measurable environmental goals, establish clear baseline performance standards, and show continuous, verified and publicly reported improvement- ensuring transparency and continual progress.

The program evaluates and scores participants across nine key operational areas:

- Spill Prevention
- Dry Bulk Handling and Storage
- Community Impacts
- Environmental Leadership
- Waste Management
- Greenhouse Gas and Air Pollutant Emissions
- Aquatic Ecosystems
- Underwater noise
- Community Relations

At the Port of Olympia, we believe in advancing commerce without compromising environmental responsibility. With sustainable infrastructure, clean operational practices, and a firm commitment to continuous improvement, we’re helping our customers ship smarter—and greener.




**DOCK FACILITIES:**

**Tailored Dock Solutions to Fit Your Needs**

At the Port of Olympia's Marine Terminal, our dock facilities are built to handle diverse cargo with efficiency, flexibility, and reliability. Featuring deep-water access, heavy-lift capacity, and seamless multimodal connections—rail, road, and sea—we deliver streamlined solutions from ship to shore and beyond. Whether you're moving breakbulk, project cargo, or specialty freight, our facilities and experienced team are ready to support your success.

- 3 deepwater berths, 1,750 linear feet
- Load capacity of 1,000 lbs/sq ft
- Direct discharge to rail
- Berth height 21 feet
- Average tidal range is 14 feet
- Water depth 38 feet MLLW
- Channel entrance approximately 30 feet of transit at MLLW
- Turning basin 800 feet





**EQUIPMENT:**

### The Right Tools to Move Your World

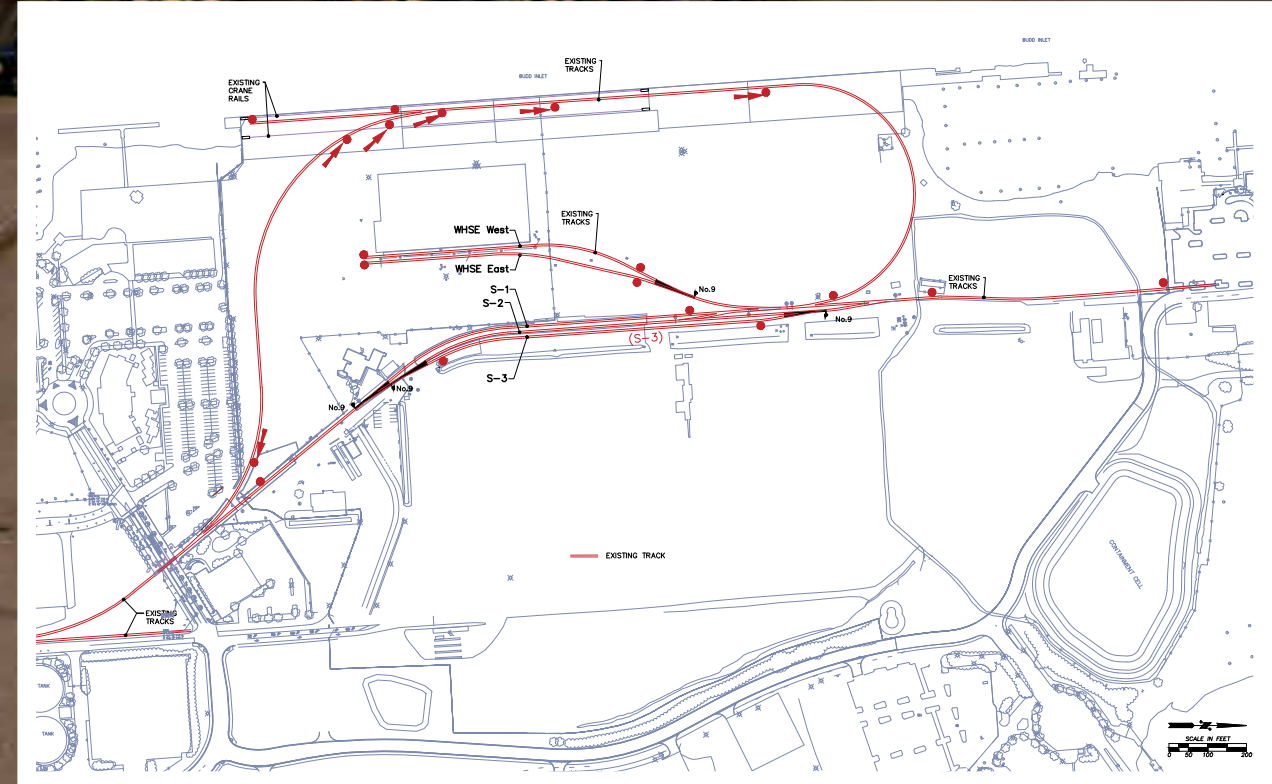

Our Marine Terminal features forklifts, bale clamps, reach stackers, shuttle wagon, and specialized rigging to manage a wide range of cargo with precision and care. Whether it's oversized project cargo or high-volume loads, our reliable equipment and experienced operators ensure safe, efficient movement—every time. When your cargo demands performance, we've got the tools to deliver.




**TRUCK & RAIL:**

### From Olympia to Anywhere— We Keep You Moving

With direct rail access and easy highway connectivity, the Port of Olympia's Marine Terminal is your gateway to efficient inland distribution. Our on-dock rail service links seamlessly with the Union Pacific and BNSF networks, while nearby I-5 offers fast, flexible trucking options. Whether you're heading across the region or across the continent, we provide the multimodal infrastructure to keep your cargo—and your business—moving forward.





**Warehouse:**

## **Dockside Warehousing That Works for You**

Just 175' from the ship, our on-terminal warehouse space offers secure, covered storage designed to streamline your supply chain. With over 76,000 sq ft of flexible ready space, 24' open beam ceilings, and direct access to truck and rail services, we make it easy to stage, store, and move your cargo efficiently. Whether short-term or long-term, our warehousing solutions are built around your needs—because at the Port of Olympia, we've got you covered.





**Cargo & Port Services:**

**Full-Service Support from Dock to Delivery**

We do more than move cargo—we support your operation from start to finish. Our experienced team offers a full suite of port services tailored to your needs, including cargo handling, staging, warehousing, documentation, and logistics coordination. Whether you're importing, exporting, or managing complex project freight, we work with you every step of the way to ensure smooth, efficient, and reliable service. Whatever your cargo requires, we're here to deliver.

**Your Partner, Every Step of the Way**

Successful shipping goes beyond just moving cargo; it's about building a strong partnership to ensure your goods arrive safely and efficiently.

Our dedicated longshoremen from the ILWU Local 47 union are the heart of our operation, delivering exceptional service and personalized support, making us more than a port- we're your true partner, focused on delivering a positive impact on our community, the region and beyond.

Experience the difference our people make!

## CONTACT US

### Let's Get Things Moving

We're ready to help. Whether you're handling bulk or breakbulk shipments, the Port of Olympia offers the expertise, equipment, and personalized service to get the job done right.

Contact us today for all your bulk and breakbulk cargo needs— your next move starts here.

Port of Olympia  
Marine Terminal  
911 Washington St NE  
Olympia, WA 98501  
*(Physical Address)*

606 Columbia Street NW Suite 300  
Olympia, WA 98501  
*(Mailing Address)*

Tel. 360.528.8033

Fax 360.528.8093

Seaport@portolympia.com

www.portolympia.com

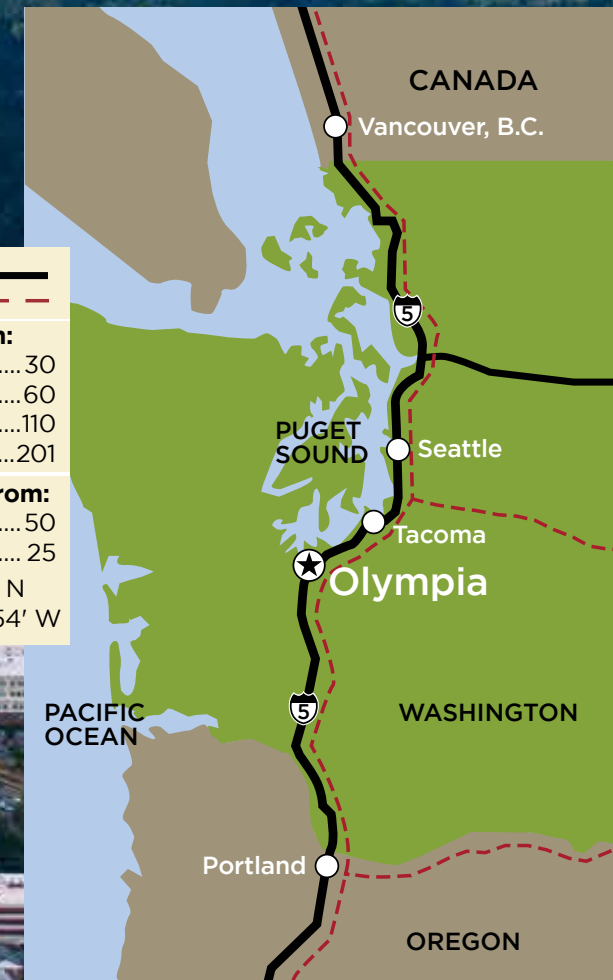
Contact us for all your bulk and breakbulk cargo needs such as forest products, steel, bagged cargo, heavy lift, barge and other project cargoes.



Highway   
Railroad 

**Road miles from:**  
Tacoma ..... 30  
Seattle ..... 60  
Portland ..... 110  
Vancouver, B.C. .... 201

**Nautical miles from:**  
Seattle..... 50  
Tacoma ..... 25  
Latitude 47° 03' N  
Longitude 122° 54' W





 **PORT of OLYMPIA**

We're here for you